




Early Years Foundation Stage Phase Welcome



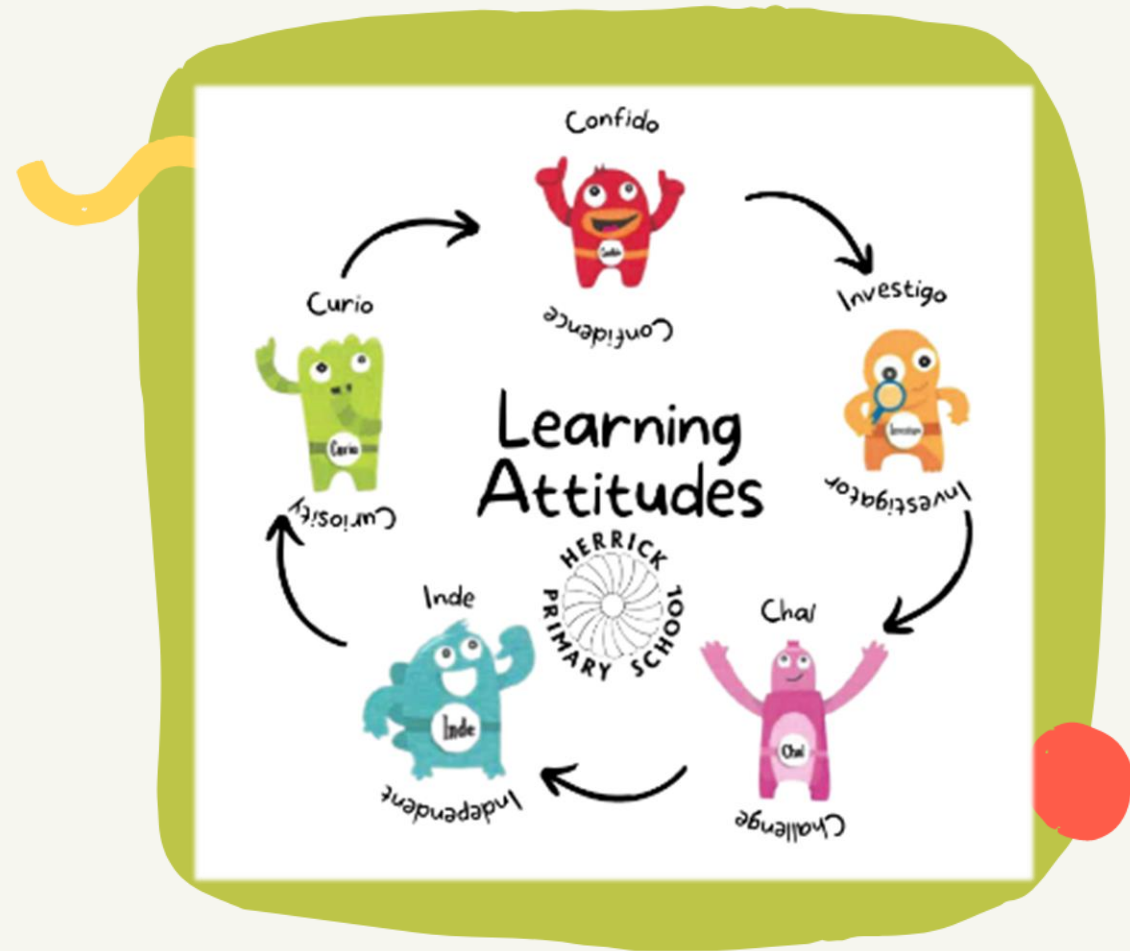
**To give each and
everyone a chance**



‘learning never stops’

The Herrick Learning Attitudes

How and when do you use Herrick Learning attitudes?



Herrick Character


maker of right choices

never give up

helper of others

member of the community

finder of the unknown



Being Me, being safe, being happy

- Don't forget to use the red box!



The Early years Team



Teachers

- Nursery: Miss Eliyas
- Reception: Miss Lewis
- Phase Leader: Mrs Aydin

Teaching Assistants

- Mrs Ebrahim
- Mrs Baza
- Ms Kaur

All Information can be found on.....



This site uses cookies. You may delete and block all cookies from this site, but parts of the site may not then work. To find out more about cookies on our website visit our [Privacy - EU GDPR Compliance](#) page.
[I agree](#) to accept cookies from this site.

[Home](#) [Our School +](#) [Children +](#) [Curriculum +](#) [Parents/ Carers +](#) [Let's celebrate +](#)

Herrick Primary School

Early Years and Foundation Stage

 Home  EYFS Curriculum  Admissions Nursery  Admissions Reception LCC

Nursery and Reception places available!

 With wellies and a spade  our children splash and dig  exploring and seeking

EYFS

We are currently reviewing our provision, planning and approach.

-  [Herrick EYFS Curriculum](#)
-  [Early Years Foundation Stage 1](#)
-  [Reading in Early Years](#)

School Uniform

Jade green, black or grey jumpers or cardigan

White polo shirt or shirt.

Black or grey trousers, shorts, skirts or dresses.

Check green summer dress.

Black or grey leggings or tights.

Black shoes.



Labelled booked bag.

Labelled water bottle.

Milk and a fruit snack is offered daily.





PE - Friday



Please remove all jewellery. Any earrings not removed will be covered with tape for the lesson.

Any bangles that cannot be removed for religious be covered with a sweat band.

Long hair needs to be tied back.

For health and safety reasons, children cannot wear hoodies for PE.

We understand that sometimes PE days can be forgotten, we will do our best to accommodate, but if your child is not appropriately dressed for PE they may end up missing out.



ZJBeauty



Phonics – Little Wandle

Little Wandle is a systematic and synthetic approach to phonics


This means that program is delivered consistently from the start of reception to the end of Year 1 and those who need additional support in Year 2

Recourses, vocabulary and lesson structure is the same whether it is Autumn 1 in reception or Summer 2 in Year 1.



Children are taught how to identify sounds in words, and to match graphemes (how a letter or letters look) and phonemes (how a letter or letters sound). This is called grapheme, phoneme correspondence or GPC.

They will then start to blend these GPC's together to read simple words, as well as learn tricky words, these are words that we can't always blend to read.



Please visit the website

These four videos show you how to pronounce the sounds. Notice how the children don't add an 'uh' sound at the end, so they say: 't' not 'tuh'. Use the downloadable information to help your child remember how to write their letters and say their sounds.

Videos



Phase 2 sounds taught in
Reception Autumn 1



Phase 2 sounds taught in
Reception Autumn 2



Phase 3 sounds taught in
Reception Spring 1



Phase 5 sounds taught in Y1

Phase 2 grapheme information sheet			Autumn 1		
Grapheme and example	Phoneme and example	Phonics phase	Grapheme and example	Phoneme and example	Phonics phase
s s	s	Start with the sound 's' and say 's'.	s s	s	Start with the sound 's' and say 's'.
a a	a	Start with the sound 'a' and say 'a'.	a a	a	Start with the sound 'a' and say 'a'.
t t	t	Start with the sound 't' and say 't'.	t t	t	Start with the sound 't' and say 't'.
p p	p	Start with the sound 'p' and say 'p'.	p p	p	Start with the sound 'p' and say 'p'.
i i	i	Start with the sound 'i' and say 'i'.	i i	i	Start with the sound 'i' and say 'i'.
n n	n	Start with the sound 'n' and say 'n'.	n n	n	Start with the sound 'n' and say 'n'.
m m	m	Start with the sound 'm' and say 'm'.	m m	m	Start with the sound 'm' and say 'm'.


Autumn 1 sounds

Download a guide to how children are taught to say their sounds in Reception Autumn 1

Download



Need help?



Reading Books

Little Wandle Reading Book – Sent home Friday, returned on Monday with the reading log. Books are matched to children’s phonetical ability.
Library book – A book of the child’s choice. Can be exchanged when they return it.



Homework

Sent home on Friday.
Return on Wednesday.

Mathematics

Week 1	Week 2	Week 3		Week 4	Week 5	Week 6	Week 7	Week 8	Week 9	Week 10	Week 11	Week 12
<p>Getting to Know You</p> <p>Opportunities for settling in, introducing the areas of provision and getting to know the children.</p> <p>Key times of day, class routines. Exploring the continuous provision inside and out. Where do things belong? Positional language.</p>			Phase	Just Like Me!			It's Me 1 2 3!			Light and Dark		
			Number	Match and Sort Compare Amounts			Representing 1, 2 & 3 Comparing 1, 2 & 3 Composition of 1, 2 & 3			Representing Numbers to 5. One More and Less.		
			Measure, Shape and Spatial Thinking	Compare Size, Mass & Capacity Exploring Pattern			Circles and Triangles Positional Language			Shapes with 4 Sides. Time		

Evidence Me

